

Georgia Department of Education Update

Caitlin McMunn Dooley, Ph.D.
Deputy Superintendent of
Teaching and Learning

Teacher and Leader Support and Development Updates

New Professional Learning Modules Released

- Professional Learning Goals: A Guide for Teachers
- Professional Learning Communities (PLCs): A Guide for Leaders
- Professional Learning Communities (PLCs): A Guide for Educators
- Professional Learning Plan and Professional Learning Goals for Contributing Professionals

Teacher and Leader Induction

- Induction collaboratives have been “birthed” in 4 of the 9 P20 regions with a fifth under consideration
- Online guidance and module support available
- Personal contact and support provided by two induction specialists

Teacher Leadership

- Partnership with GaPSC and Georgia Leadership Institute for School Improvement (GLISI)
- Task force – January 2018
- Advisory – June 2019
- [Toolkits](#) developed during 2018-2019
 - Teachers
 - Principals
 - Central Office
 - Policy Makers and Funders
- Companion online modules currently under development

Advancing Inclusive Principal Leadership (AIPL)

- Effort to increase equitable access as well as support equity, culturally responsive education, and inclusivity
- Supported by the CEEDAR Center and Council of Chief State School Officers (CCSSO)
- State Core Team and State Advisory
- Three-pronged approach – Data review to identify effective, successful districts and schools leading to a toolkit and guidance, leader preparation reform, and professional learning to support school leaders

Critical Work Currently Underway

- Recruitment and retention strategies
- Addressing equity and equitable access
- TKES/LKES Training & Implementation Advisory
- Pipeline strengthening efforts – data, strategies, policy work

Contact information

Cindy Saxon

Associate Superintendent –TLSD

csaxon@doe.k12.ga.us

Melinda Moe

Program Manager

TKES/LKES Implementation

mmoe@doe.k12.ga.us

Shauntice Wheeler

Program Manager

Title II Part A, State Activities and Professional Learning

swheeler@doe.k12.ga.us



Just in Time Support Teacher Induction Webinar Series

- ***On-going Performance Assessment*** January 8, 2020
- ***Program Evaluation*** April 15, 2020

Each webinar includes unpacking of the appropriate domain in the GaDOE Teacher Induction Guidance and Georgia practitioners sharing their induction practices.

****Webinar 1 and 2 are archived at <https://www.gadoe.org/School-Improvement/Teacher-and-Leader-Effectiveness/Pages/Teacher-and-Principal-Induction-Guidelines-.aspx>***



GEORGIA INDUCTION SUMMIT 2020

ATTAINING NEW HEIGHTS:
attracting, preparing, recruiting, and retaining

FRIDAY, MAY 1, 2020 | 7:45 a.m.—3:30 p.m.

Middle Georgia State University Robert F. Hatcher, Sr. Conference Center
100 University Parkway, Macon, GA 31206-5145

REGISTER ONLINE

[GEORGIA INDUCTION SUMMIT 2020](#)

\$50 Registration fee payable to MIDDLE GEORGIA RESA

[2020 Georgia Induction Summit Call for Proposals and Application Form](#)

Open link in Google Chrome



ATLANTA
PUBLIC
SCHOOLS

GEORGIA
GAE
ASSOCIATION
OF EDUCATORS®



**POWERFUL PARTNERSHIPS THAT SUPPORT
the INDUCTION of TEACHERS, LEADERS and their MENTORS**

For questions please contact nstroud@atlanta.k12.ga.us or kwylar@doe.k12.ga.us

Dr. Kathy Reese, GaDOE
***Leader* Induction**
Teacher and Leader Support and Development
kreese@doe.k12.ga.us

Dr. Karen Wyler, GaDOE
***Teacher* Induction**
Teacher and Leader Support and Development
kwylar@doe.k12.ga.us

**Progress lies not in
enhancing what is
but in advancing
what will be.**

Khalil Gibran

Milestones Outcomes: 3rd grade results

- **2018 vs. 2019**

- 5% increase – students reading on grade-level
- 5% increase -- ELA
- 6% increase -- Mathematics

Georgia's Graduation Rate is 82% !

**Georgia's Graduation Rate
Continues To Rise: GaDOE**

In 2019, Georgia's high school graduation rate is at an all-time high

**Georgia sets all-time record for high
school graduation rates**

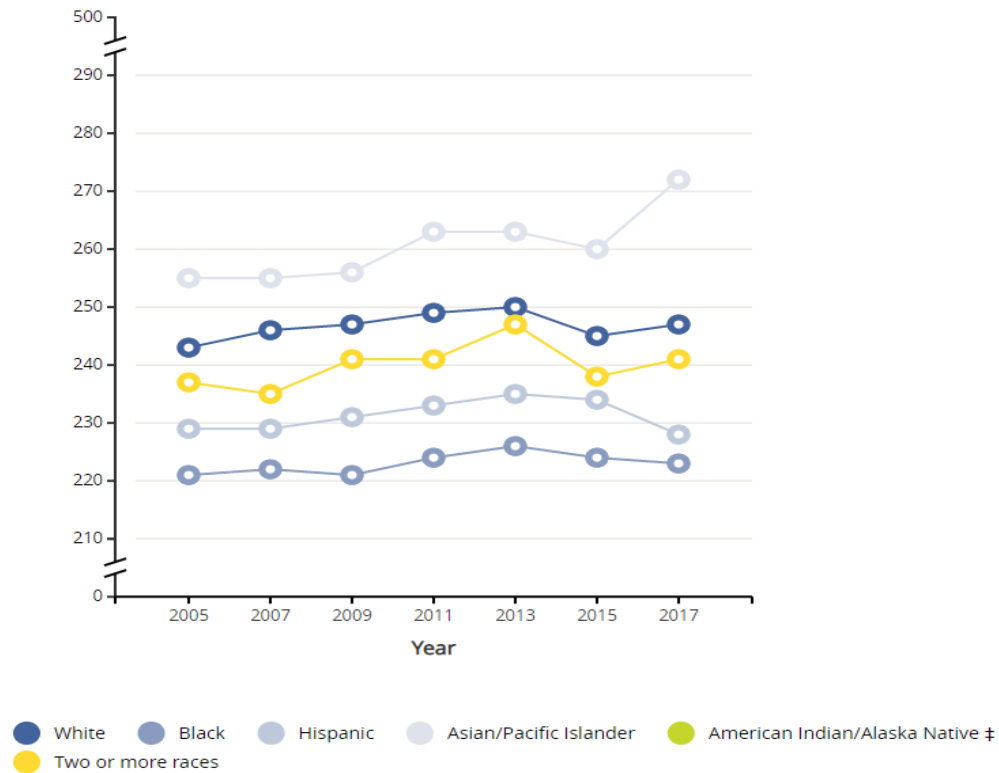
Georgia's graduation rate has increased by 12 percentage points since 2012

Georgia high school graduation rate hits 82%, a record high



Georgia Grade 4 Mathematics

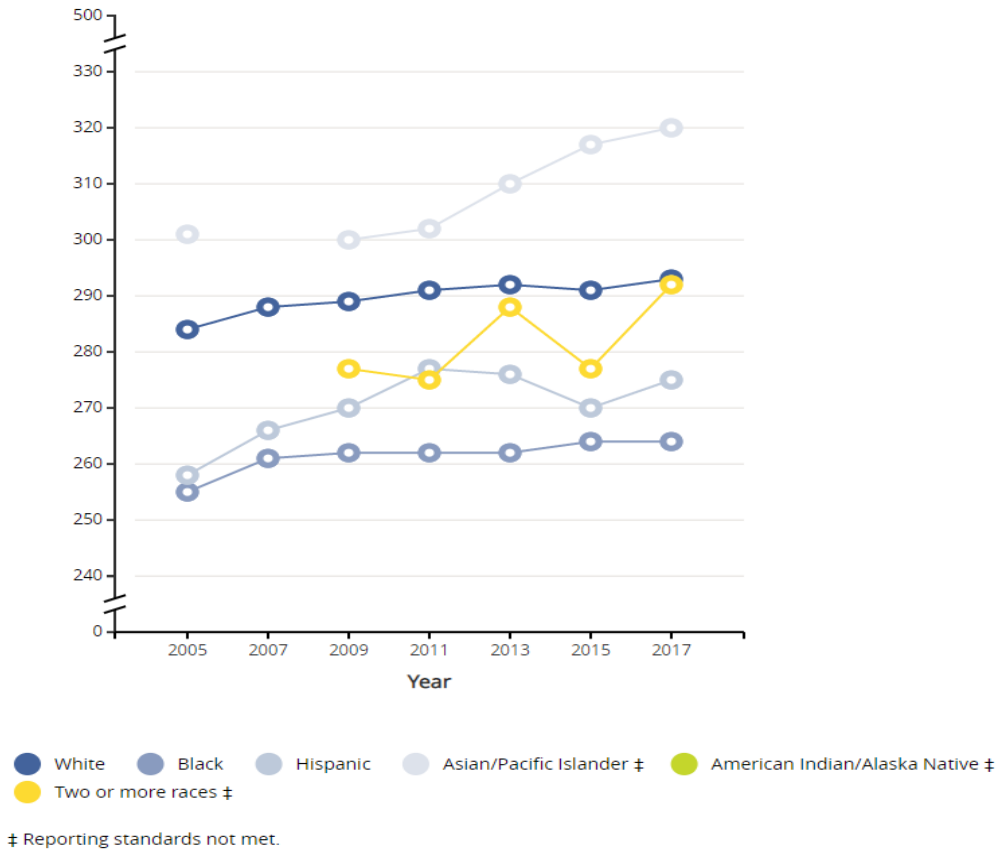
Average scale scores



‡ Reporting standards not met.

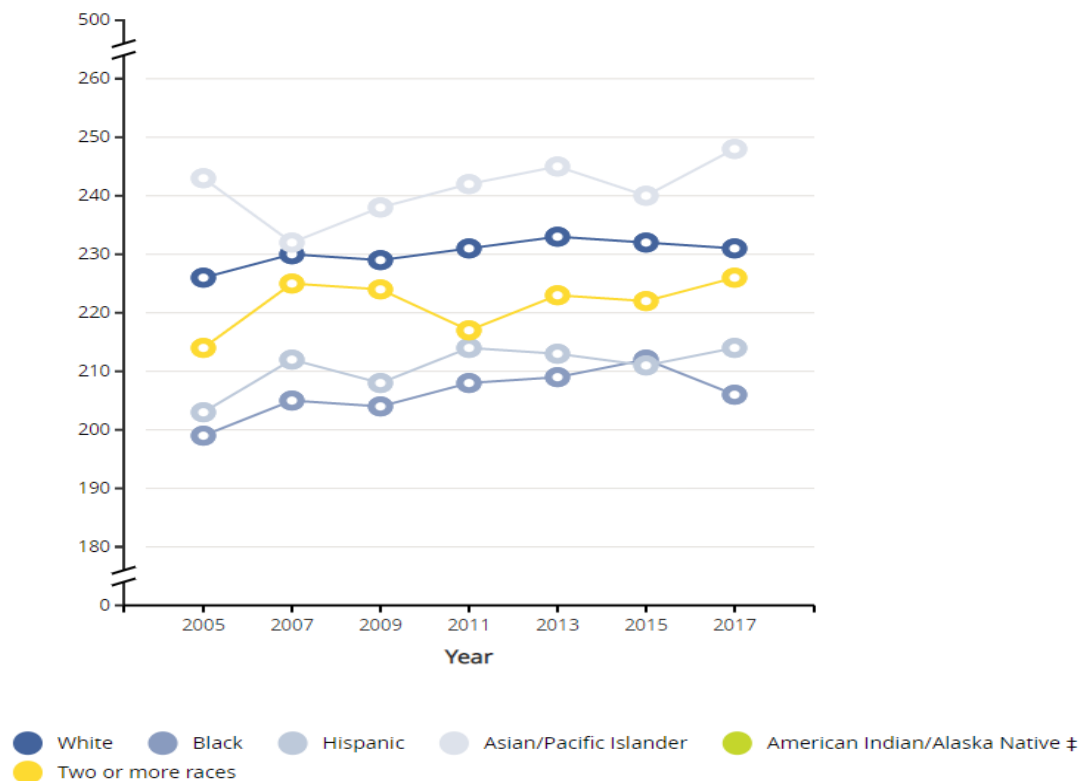
Georgia Grade 8 Mathematics

Average scale scores



Georgia Grade 4 Reading

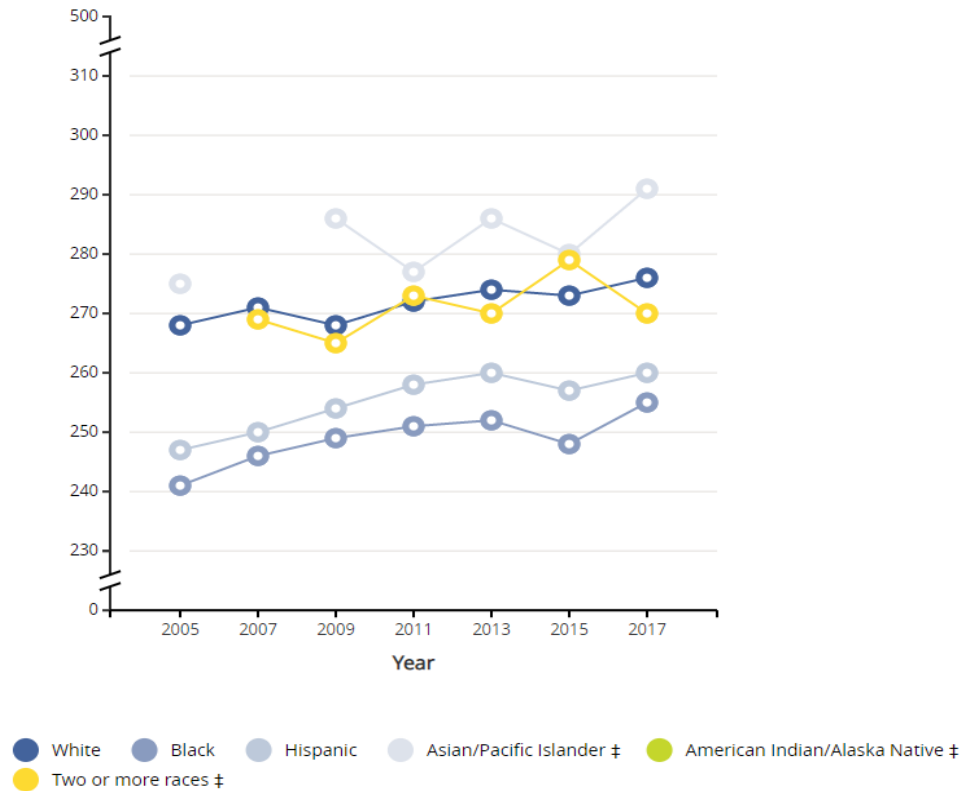
Average scale scores



‡ Reporting standards not met.

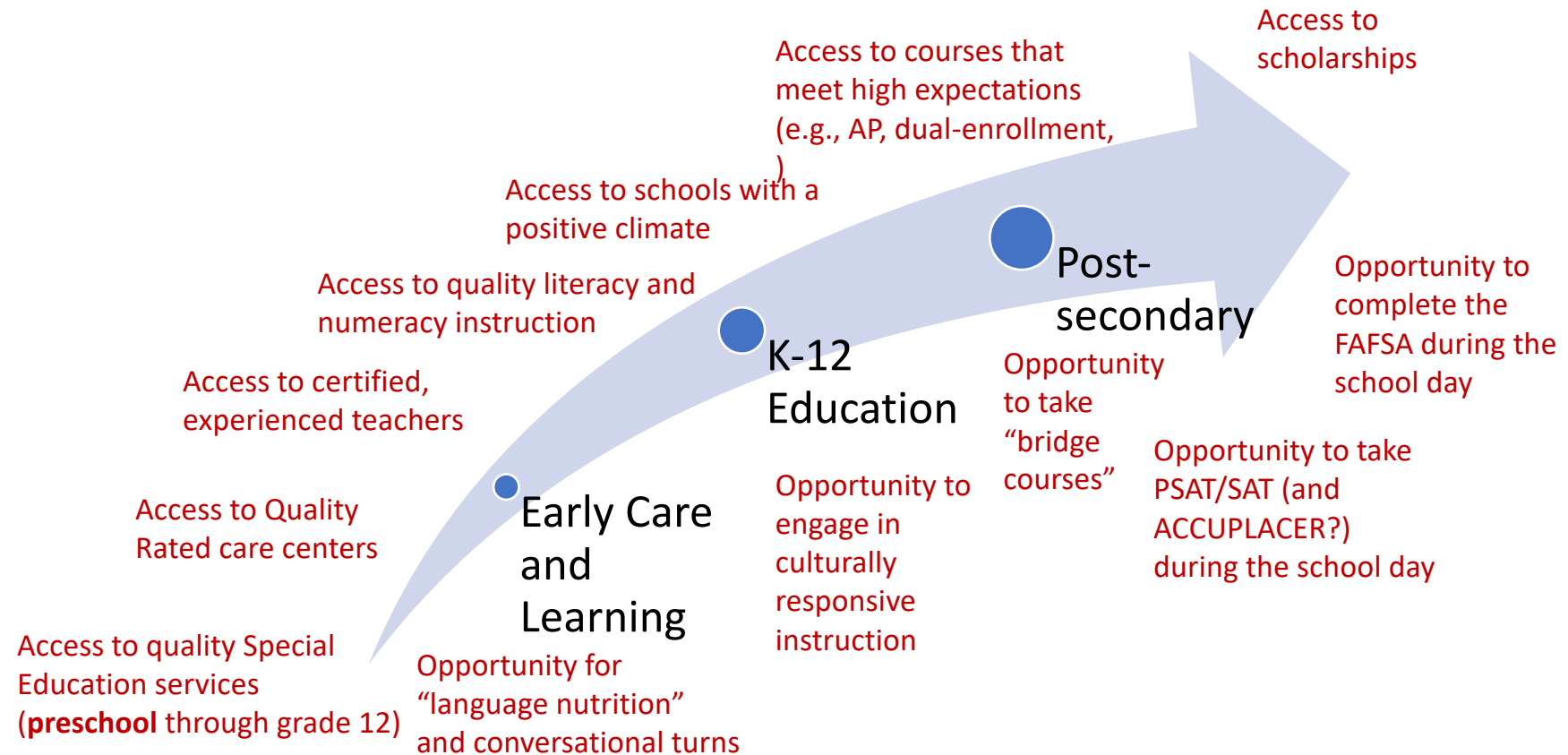
Georgia Grade 8 Reading

Average scale scores

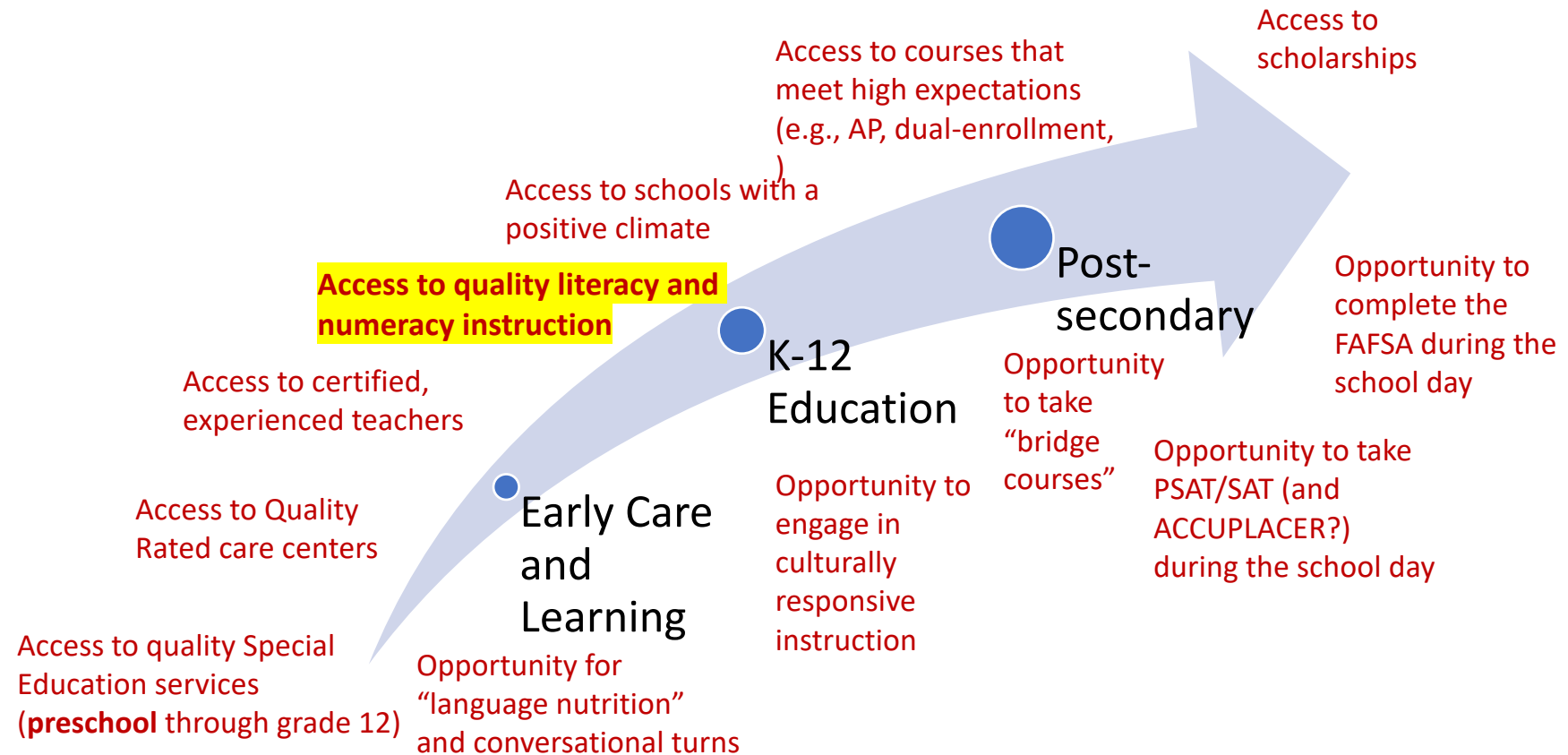


‡ Reporting standards not met.

Looking at the System: Access and Opportunity Gaps



Looking at the System: Access and Opportunity Gaps



Literacy and Numeracy Efforts

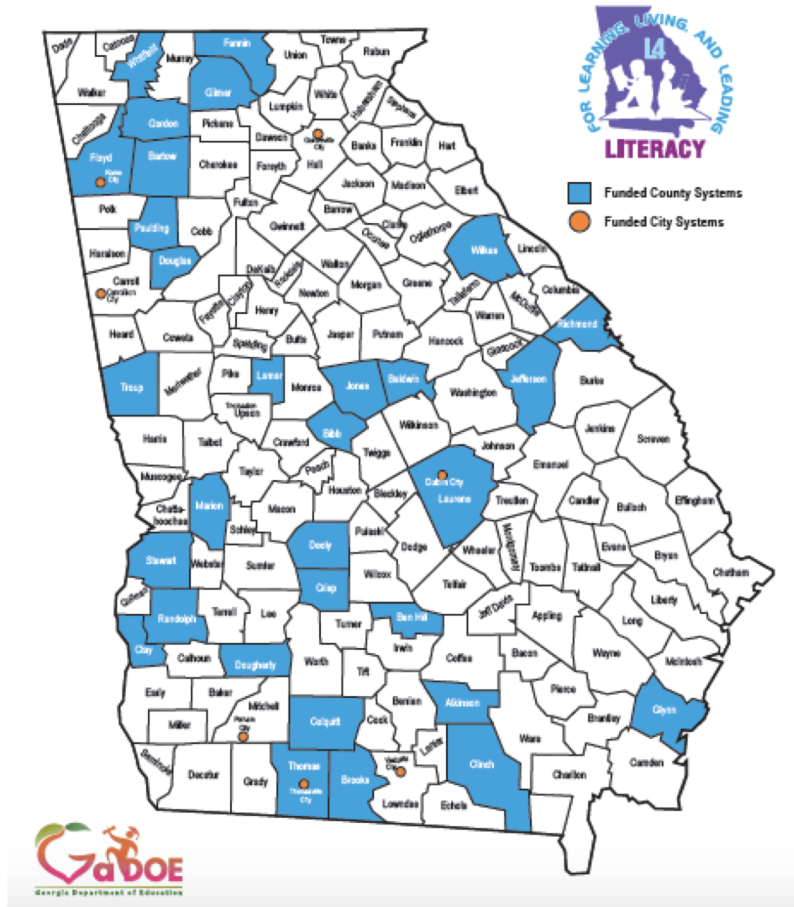
L4GA

- **\$190M grant awarded**
- \$61.5M grant currently underway
- L4GA professional learning, data summits, and community gatherings

Awareness and Access

- 1M books delivered
- “Lunch in the Library”
- Literacy in the Supermarket”
- Media center grants

Literacy for Learning, Living, and Leading in Georgia (L4GA)



- \$61.5M Competitive Grant
- 95% Sub-granted
 - 15% birth to age 5
 - 40% grades K - 5
 - 30% grades 6 – 12
 - 5% administration
- Awarded to “feeder systems” 2017
- Community partnerships
- Yr. 1 Outcomes to be reported in Nov.

Literacy for Learning, Living, and Leading in Georgia (L4GA)

Each LEA-Partnership plan includes:

- Feeder pattern (birth to grade 12) + community
- Evidence-based instructional practices
- Formative assessments
- P-20 partnerships
- Community-school partnerships



Literacy and Numeracy Efforts

L4GA

- **\$190M grant awarded**
- \$61.5M grant currently underway
- L4GA professional learning, data summits, and community gatherings

Instructional Support


- Podcasts and classroom videos
- EdWeb Communities

Awareness and Access

- 1M books delivered
- “Lunch in the Library”
- Literacy in the Supermarket”
- Media center grants

Online Professional Learning Opportunities





Georgia Department of Education

0-9 A B C D E F G H I J K L M N O P Q R S T U V W X Y Z

Welcome to **MyGaDOE**

[Help - Dticket](#) | [Online Documentation](#)

Site Navigation

- Home
- Logout

Curriculum and Instructional Services


- View Documents

Caitlin Dooley


- Account Information
- Add to Favorites
- Help - Dticket

Hide Navigation


Course Catalog (7)



Understanding First Grade Mathematics Content and Pedagogy
Course ID: 996225



Understanding Second Grade Mathematics Content and Pedagogy
Course ID: 926383



Understanding Kindergarten Mathematics Content and Pedagogy
Course ID: 925207



Literacy and Numeracy Efforts

L4GA

- **\$190M grant awarded**
- \$61.5M grant currently underway
- L4GA professional learning, data summits, and community gatherings

Awareness and Access

- 1M books delivered
- “Lunch in the Library”
- Literacy in the Supermarket”
- Media center grants

Instructional Support

- Podcasts and classroom videos
- EdWeb Communities

Engaging Higher Education

- Literacy Think Tank
- P-20s
- Advisory members

Partnerships & Collaboration

- Professional organizations

Literacy/Numeracy Professional Learning Partners/Co-Sponsors

CEISMC

Georgia Association of Elementary School Principals

Georgia Association for Curriculum and Instruction Supervisors

Georgia Association of Middle School Principals

Georgia Association of Education Leaders

Georgia Council of Teachers of English

Georgia Council of Teachers of Mathematics

Georgia Council of Supervisors of Mathematics

Georgia Foundation for Public Education

Georgia Language Arts Supervisors

Georgia Literacy Association

Georgia's National Writing Project sites

Page Turners Make Great Learners

Reading Recovery and Literacy Collaborative

RESA Math Mentors

Regional Education Lab – Southeast

Rollins Center/Cox Campus @ Atlanta Speech School

Sandra Dunagan Deal Center

Literacy and Numeracy Efforts

L4GA

- **\$190M grant awarded**
- \$61.5M grant currently underway
- L4GA professional learning, data summits, and community gatherings

Awareness and Access

- 1M books delivered
- “Lunch in the Library”
- Literacy in the Supermarket”
- Media center grants

Instructional Support

- Podcasts and classroom videos
- EdWeb Communities

Engaging Higher Education

- Literacy Think Tank
- P-20s
- Advisory members

Partnerships & Collaboration

- Professional organizations

Coordination with School Improvement

- Literacy and Numeracy Institutes

Interventions

- Dyslexia handbook, training, endorsement, and pilot
- Preventative and Special Education supports

New Formative Assessments

- Keenville (grades 1 & 2)
- GKIDS 2.0 (K)

Mathematics

- Focusing on early numeracy in primary grades
- Focusing on “Bridge Courses” in later grades
 - College Readiness Math
 - Technical College Readiness Math
- **Launch Years Pilot:** Pathways from K-12 through Higher Education
- Mathematics integration; Math across the content areas
- Computational thinking

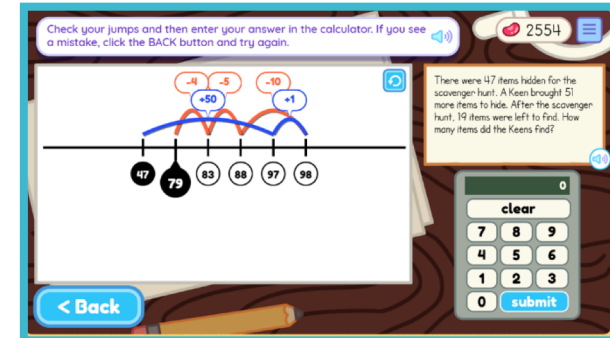
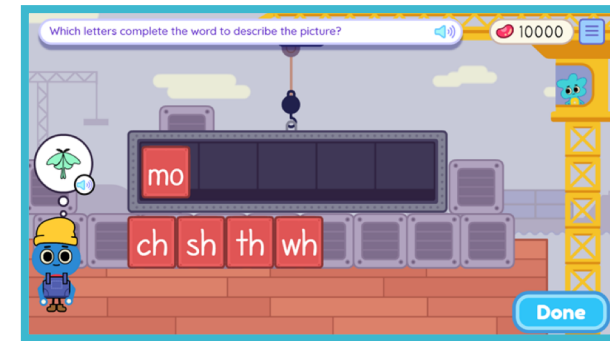
Keenville Games

- **Literacy**

- Literary reading comprehension
- Informational reading comprehension
- Phonics and word recognition
- Vocabulary acquisition and use

- **Mathematics**

- Reading and writing numerals
- Time, money, and measurement
- Place value and comparing numbers
- Solving word problems and equations
- Shapes and fractional parts to whole
- Addition and subtraction
- Using repeated addition to understand multiplication
- Interpreting data with tables, graphs, and line plots



L4GA Funded AGAIN!

- **\$180 M** over five years
- 95% Sub-granted to local education agencies and their partners
- Priority given to LEAs w/ poverty, identified schools, and low achievement, high literacy growth over 2-3 years, and rural communities
- Possible P-20 partnership efforts:
 - Induction and mentoring support
 - Field-based and/or service learning courses
 - Recruitment and retention support
 - Research-practitioner partnerships

Georgia Insights

HOME DASHBOARDS ABOUT



GEORGIA INSIGHTS

WHAT'S NEW? CHECK OUT THE GEORGIAINSIGHTS LITERACY DATA DASHBOARD!



Georgia Insights is an Initiative of the Georgia Department of Education, focused on improving the clarity and accessibility of district and school-level data through public-friendly and easy-to-use dashboards.

Georgia Insights utilizes the data the state already collects and presents it using clear, easy-to-understand visuals. By displaying the data in a streamlined, usable and useful manner, we hope to equip educators, parents,



The Georgia Department of Education's



School Improvement Dashboard

- <https://www.gadoe.org/Technology-Services/SLDS/Documents/SI%20Dashboard%20User%20Manual.pdf>

The screenshot displays the 'SI Dashboard' interface. At the top right, it says 'User Manual'. Below the title, it shows 'District: Dundee County P20: Central RESA: Central Georgia'. A navigation bar includes links for HOME, STUDENT INFORMATION, STAR RATING, TEACHERS INFORMATION, and LEADERS INFORMATION. Below this, there are links for STUDENT PERFORMANCE and SCHOOL IMPROVEMENT. The dashboard is divided into six sections, each with an icon and a description of the data variables included:

- Student Information** (Icon: Document with magnifying glass): This section includes the data variables: State Poverty Quartiles, Direct Certified, Out-of-School Suspension/In-School Suspension, Student Attendance, Student Mobility, etc.
- Star Rating** (Icon: Star): This section includes the data variables: Per Pupil Expenditures, Financial Efficiency Star Rating, and School Climate Star Rating.
- Teachers Information** (Icon: Teacher at a desk): This section includes the data variables: Ineffective Teachers, Emergency and Provisional Certification, Teacher Retention, Teacher Out-of-Field, Inexperienced Teachers, Teacher Assessment on Performance Standards (TAPS) Summative Distribution, and Teacher Attendance.
- Leaders Information** (Icon: Graduation cap): This section includes the data variables: Leader Retention, Inexperienced Leaders, and Leader Assessment on Performance Standards (LAPS) Summative Distribution.
- Student Performance** (Icon: Graduation cap): This section includes the data variables: Student National/State Assessment Data, Graduation Rate, Lexile Proficiency, Mean Growth Percentile, and School Growth Percentile.
- School Improvement** (Icon: Building): This section includes the data variable: The College and Career Ready Performance Index.

Accountability outcomes will be announced soon:

Oct 26 - CCRPI scores will be released

Oct 30 - National and state ACT outcomes

Oct 30 - NAEP outcomes

Preparing students for life.

www.gadoe.org

   @georgiadeptofed

 youtube.com/georgiadeptofed



Thank
you!

